

FERRI®

www.ferri-america.com



MTR - For tractors with reversible drive

MT

MTR



Mowers

• Grass • Twigs • Tractors from 30 to 70 HP

MT/MTR 140

 30 to 45 HP  4'7"



MT/MTR 160

 35 to 50 HP  5'3"

MT/MTR 180

 45 to 60 HP  5'10"

MT/MTR 200

 50 to 70 HP  6'6"



Mowers

• Grass • Twigs • Tractors from 30 to 70 HP



Central and offset linkage



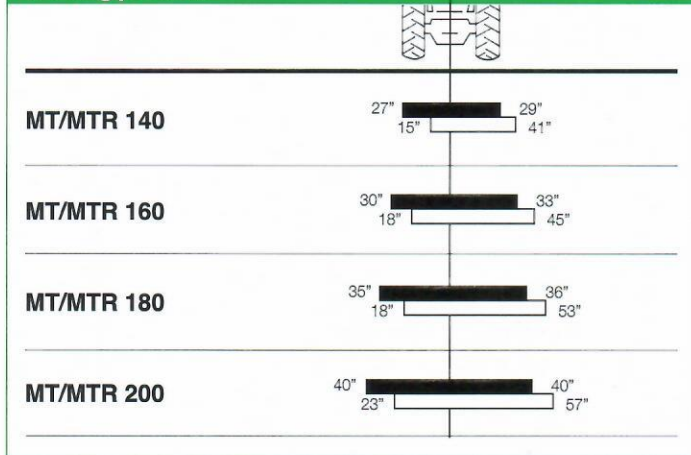
Adjustable rear roller with scraper



Rotor with internal sealed bearings





Working positions



Technical specifications

Model		MT/MTR 140	MT/MTR 160	MT/MTR 180	MT/MTR 200
Cutting width	ft	4'7"	5'3"	5'10"	6'6"
Three point linkage	Cat.	0 - I	0 - I	I - II	I - II
Weight	lbs	705	794	926	1014
Required tractor engine power	HP	30/45	35/50	45/60	50/70

Flails	MOD.	MT/MTR 140	MT/MTR 160	MT/MTR 180	MT/MTR 200
	"Y" flails No. max cut 1 1/4"	32	40	48	48
	Hammer blades No. max cut 1 3/4"	16	20	24	24

All data subject to change.

MT219A REV.07 10/11

campbelladv.com 62911



FERRI srl Via C. Govoni, 30 - 44034 Tamara (FE) Italy
Tel. 011-39-0532.866866 - Fax 011-39-0532.866851 - www.ferrisrl.it - info@ferrisrl.it

J. S. Woodhouse Co., Inc.
1314 Union St
West Springfield, MA 01089
Tel 413-739-5607 fax 413-732-3786
e-mail – info@jswoodhouse.com
website – www.jswoodhouse.com